

[Home\(Products\)](#) > ND3000WP Details

ND3000WP Rework Center



ND3000WP

The solder bath is a jet flow system and a top heater by hot air is operated at the same time. Furthermore, in the wide bottom heater system by IR will be effective for the rework of the large size board and the prevent of the warped by the heating.

ND3000WP is the rework system to the through-hole board. It is best system for large-size connector etc.

Reworking is by jet flow soldering and combined of the hot-air and IR heating.

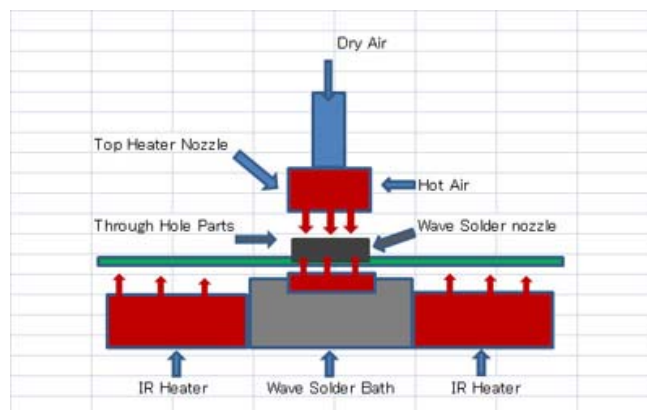
The nozzle for reworking can be change, Then all most all THD rework will be possible.

Lead free soldering is possible by the 3 zones heating with the pre-heating, jet cleaning and soldering. heating.

The touch panel controller with PID control system will be possible to easy and safety operation.

The optimal data can be save in the system, and it can reappear anytime.

Operation



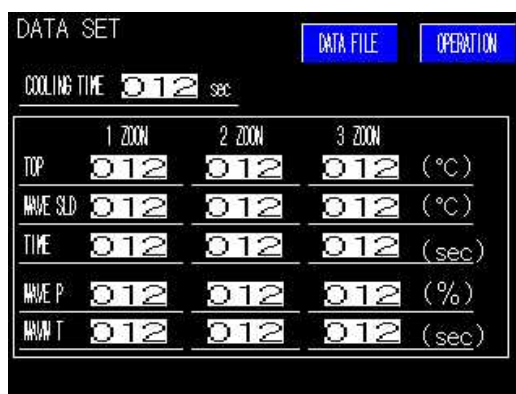
ND3000WP is a reworking system for through hole type board. The machine has the solder bath, and it can be put in of the 50Kg solder. The top heater is by hot air system which it is in used in our SMD rework system. The supporting heater from the top, by the hot air heating system is made possible to rework of the parts with big heat capacity, such as connector. In the case of reworking to the large size board and or the multilayered board, the wide bottom heater system by IR will be very effective. It will contribute to good quality-reworking greatly.

Operation Data setting



Touched Panel Screen

ND3000WP has the touched panel control system. All most all of the operation and condition setting are possible on the touched screen.



Data Setting Screen

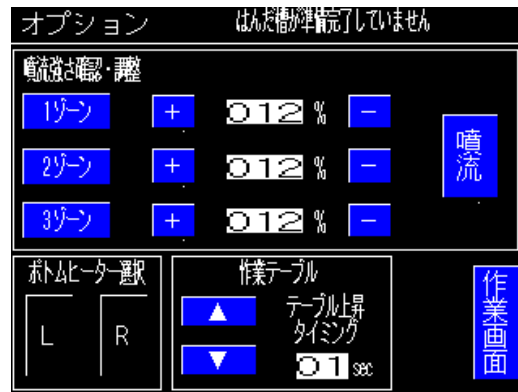
The heating process of ND3000WP has three zones.

The 1st zone is for pre-heating, the nozzle of the top and bottom, and also the board will be pre-heated for precise soldering.

The 2nd zone is for solder cleaning of wave-jet solder. It is idle operation of the solder jet. And it will be remove of the garbage and the oxidation film etc, from the jet solder.

The 3rd zone is for soldering. the wave jet solder is operated by the set temperature and time.

The size of the jet wave of solder is adjusted at every each zone.

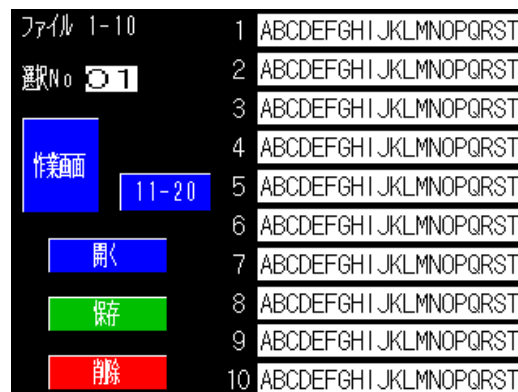


Touched Panel Screen

The condition of wave jet for soldering can be adjusted at the screen.

Furthermore, It can change of timing that the wave jet operation and the work table go up and down. It may become more better of the soldering condition.

Data File



Data File Screen

The completed setting data can be saving, on the screen. they are maxumum 50 files by 10 files each on the screen. It is possible anytime in reading, and or editing.

| Target Plate



Lighting Target

The position of the reworking parts can be check by the target mark. It is the lighting mark of a cross. The positioning of the nozzle is possible easily by the mark.

| Nozlle Change



Jet wave nozzle-----Hot air nozzle

The nozzles should change to each size of the parts. It should have the range in which the range of soldering area of the parts. and it is better not too much.

| Nozzle



Nozzles

The nozzles are made by request of the customer needs. They are designed to the size of the parts.

Specifications

Item	Specification
Solder Bath	50 Kg max
Board Size	50 x 50 ---400 x 500mm max
Board Thickness	3.5mm /3Kg Max
Unnder the Board	25mm Max
Work Table	Vertical Range 0--30mm Max
Table Height Adjust	30mm max
Table Adjust Timing	1st Zone Pre-Heating 000---999 sec
	2nd Zone Solder Clening 000---999 sec
	3rd Zone Soldering 000---999 sec
Table operation Timing	0---10 sec
Data File	50 max
Top Heater	1080VA Hot Air
Wide Bottom Heater(option)	1000VA x 2 IR (option)
Solder Bath	1500VA x 2 cartridge
Controller	PID Touched Panel Controller
Nozzle	90 x 100mm Max
Power	200--240V 6.5KVA
Dimension	660W x 730D x 750Hmm 130Kg approx.
Air	0.5Mpa Dry

The specification are subject to change without notice.

[>>Top of Page](#)